

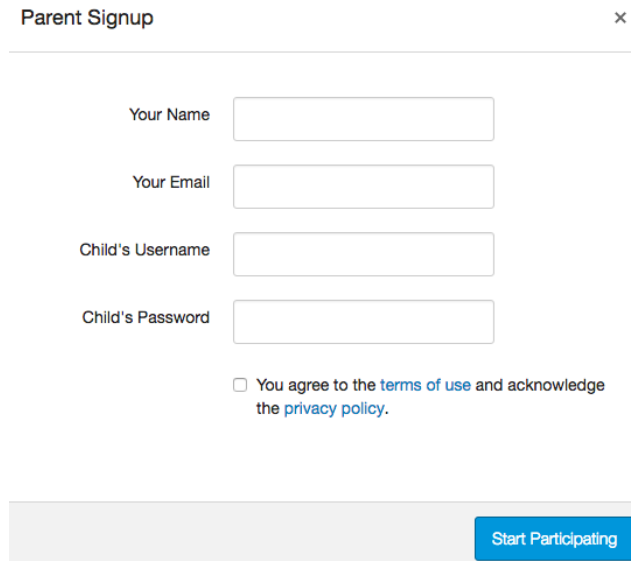
Observing Your Child's Progress in Canvas

Register for a Parent Account in Canvas

1. Go to <http://canyons.instructure.com>, and click the "Parent of a Canvas User?" link.

The image shows a login page for parents on a blue background. At the top left is the Canyons School District logo, which includes a stylized mountain and sun icon. To the right of the logo, the text reads "Parent of a Canvas User? Click Here For an Account". Below the logo, there are two input fields: "Username" and "Password". At the bottom left, there is a checkbox labeled "Stay signed in" and a link "Forgot Password?". At the bottom right, there is a blue button labeled "Log In".

2. Fill in your name and email address. Then, fill in the student information. You will need to ask your student for this information or look it up on Skyward Family Access. Then, click "Start Participating."


The image shows a "Parent Signup" form with a close button (x) in the top right corner. The form contains four input fields: "Your Name", "Your Email", "Child's Username", and "Child's Password". Below the "Child's Password" field, there is a checkbox and the text: "You agree to the [terms of use](#) and acknowledge the [privacy policy](#)." At the bottom right of the form, there is a blue button labeled "Start Participating".

3. You will now be able to see your student's courses in Canvas when you click "Get Started," but your registration is not finished. You must check your email to set up your password and complete registration.

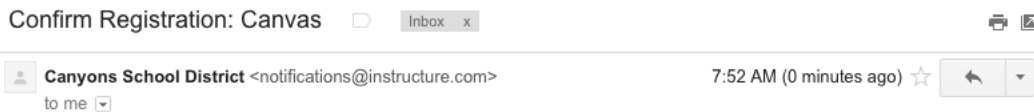
Welcome to Canvas! ×

Your account is almost set up. To finish, please check your email at [redacted]@gmail.com to set your password.

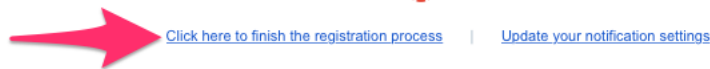
You can start participating now, but you must set a password before you can log back in.



4. Open your email and look for a message from Canyons School District with the subject line “Confirm Registration: Canvas.” Click the link at the bottom of the email that says “Click here to finish the registration process.”



Thank you for registering with Canvas! This email is confirmation that the user Janae Hunt is registering for a new account at canyons.instructure.com.



5. Choose a password and type it in. Then, click “Register”. Congratulations! You are now ready to access Canvas anytime by going to canyons.instructure.com and logging in with your email address and password.

What Can I do as an Observer in Canvas?

Observers Can See the User Dashboard

Recent Activity

1 Conversation Message
Canvas Instructor

When they first log in, Observers will see the Global Stream in their [User Dashboard](#).

Observers Can See the Calendar

The screenshot shows a monthly calendar for March 2015. The main calendar grid has columns for days of the week (SUN to SAT) and rows for dates. Various colored icons represent different types of events: pink for assignments, blue for discussions, and green for quizzes. A sidebar on the right titled 'Calendars' lists several course calendars with corresponding color-coded squares. Below the sidebar is a section for 'Undated items'.

Observers can see all Assignments due on the Calendar, filter the calendar view by the different courses they are enrolled in, view undated events and assignments, and even grab an iCal feed from the global Calendar.

Observers Can See Grades

The screenshot shows the 'Grades For Nora Sanderson' page. At the top, there is a breadcrumb trail: 'BIO-101 > Grades > Nora Sanderson'. Below this, there is a dropdown menu for 'All Grading Periods' (labeled 1) and a 'Print grades' button (labeled 4). The main content area is titled 'Grades For Nora Sanderson' and includes a dropdown for 'For the course, Biology 101' (labeled 2). Below this, there is a table of assignments:


Name	Due	Score	Out of
Introduction Assignment	May 18 by 11:59pm	✓	25
Assignment 1	May 25 by 12pm	-	3
Pre-Assessment	May 28 by 11:59pm	22	25

On the right side, there is a 'Total: 88% (B+)' and a 'Show All Details' button. Below that, there is a note: 'Course assignments are not weighted.' and a checked checkbox for 'Calculate based only on graded assignments'. The 'Pre-Assessment' row in the table is highlighted with a red box (labeled 3).

Observers can see Grades (including assignment comments) for the student(s) they are observing. They can also filter the Grades view by grading period [1], filter by courses they are enrolled in [2], view assignment scores and due dates [3], and print grades [4].

Note: Observers who are not linked to a student cannot view Grades.


Observers Can Read Announcements and Discussions




Office Hours
Office hours are tomorrow from 2 to 4 pm MST. Apr 23, 2014


Grades Posted
I've posted some grades for a few assignments. If you have any questions please let me know. Mar 13, 2014

No Class Tomorrow
Remember, we do not have class tomorrow. Thanks! Mar 12, 2014



▼ **Pinned Discussions**




Introductions
Last post Mar 24, 2015 **Due** Mar 29 at 12:59am  **20** 20

Favorite
Presidents
Last post Mar 24, 2015  **1** 1

Observers can read student replies to course Announcements and [Discussions](#) and see student profile images (if available), but they cannot add their own comments.

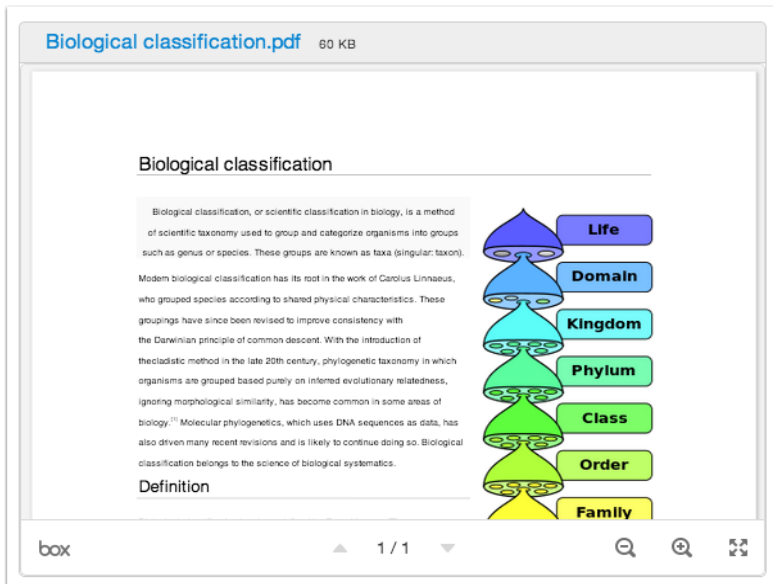
Observers Can See the Modules Page

▼ **Module 1**

-  **Welcome**
-  **Pre-Test** Feb 18
-  **Introduce Yourself**

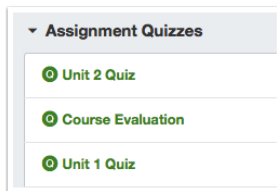
Observers can see how an Instructor has organized course content in [Modules](#). They can also see the point values for individual assignments. Again, Observers can click on any of these links, but they won't be able to participate in Discussions, submit Assignments, or take Quizzes.

Observers Can Preview Documents in Course Pages



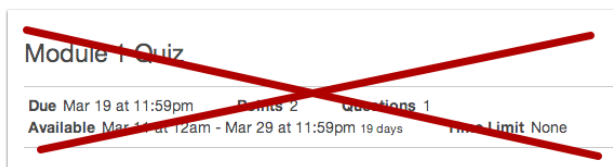
Observers can download documents to their computer and see the edit history for any [course Page](#).

Observers Can See the Quizzes Page



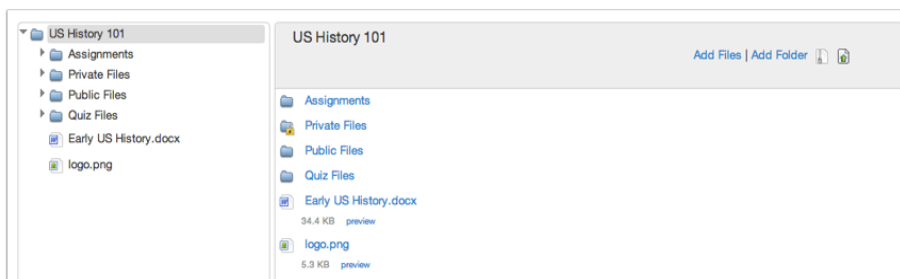
Observers can see Quiz titles, but...

Observers Can't Take Quizzes



...Observers cannot take Quizzes. Note that there is no link to "Take this Quiz".

Observers Can Preview and Download Some Files



If an Instructor locks a folder in course Files, Observers will not be able to [view the content](#).

Observers Can See the Assignments Page

Search for Assignment Show by: **Date** Type

Upcoming Assignments

Unit 3 Quiz	Available until Mar 30	Due Mar 27 at 10:59pm	16 pts
Unit 3 Discus...	Available until Mar 29	Due Mar 27 at 11:59pm	
Introductions		Due Mar 29 at 12:59am	15 pts
Final Assignm...		Due Apr 20 at 10:59pm	25 pts

Observers can see a list of [Assignments](#) due and click on their titles, but...

Observers Can't Submit Assignments

~~Reading Assignment #6~~

~~**Due** Today by 11:59pm **Points** 10~~

~~**Submitting** a text entry box, a website url, audio recording, or a file upload~~

~~Read chapters 7-8 and answer the questions at the end of each chapter for full credit.~~

...Observers cannot submit Assignments. There is no submission button on this Assignment detail page.