

May 12th, 2017

ALTA HIGH SCHOOL

“We are an inclusive learning community with a tradition of inspiring, supporting, and collaborating with students as they prepare to be engaged citizens in pursuit of continuous success.”

NEWS AND INFORMATION

- **Parents, please check Skyward to see if your student has outstanding fees or fines.** To do so, log into your Skyward account and check Fee Management. **Seniors must have fees paid to pick up their cap and gown.** All students' fees must be cleared by the last day of school so that students can check out and receive their yearbook. Please check Skyward often since teachers are still adding class fees that haven't been paid. If you have any questions call the Main Office.
 - The second window for students to adjust their **next year's schedule** will be open again from **May 18- 24th**. A third window will open in August (dates TBD). If your student needs to make further adjustments to his/her schedule, he/she will have the opportunity to do so during those additional windows. If you or your student have questions or concerns, please feel free to contact their counselor.
 - The list showing who has qualified for **Department Cords as well as High Honor Cords** is now posted on the window outside the Main Office. Students can check their names to see which cords they qualified for. Cords will be available for purchase for \$6 each in the Main Office beginning Monday, May 8th.
 - As the weather continues to warm, we encourage all students to be in compliance with the **school dress code** policy. (See Student Handbook for details.)
 - **Girls Basketball Camp is here!** May 30 - June 2nd at Alta High School. Entry fee is \$60 and registration will occur the first day of camp. 9th - 12th grade girls 2:45pm - 5:00pm, and 5th - 8th grade girls 5:00 - 6:30pm. Contact Coach Gustafson directly with any questions. See you there!
 - Next year the PTSA will be selling Alta Spirit Blankets once again! Keep an eye out for more information as blankets will sell quickly once they are available in August. Contact Debbie Elmer at Dhelmer1@comcast.net for more information.
 - Please be aware that Alta High's **Attendance Policy** has been revised for the upcoming school year. Information regarding important changes will be shared with students and parents before the end of May.
 - For parents wishing to access **Canvas** to check their student's progress in class, please see the instructions attached below.
 - See information for math and physics tutoring for 4th quarter below.
-

UPCOMING EVENTS

- May 15th 5:30 P.M. Principal's Reception
 - Commons (reception) & Auditorium (program)
 - May 15th-27th State Playoffs for Soccer, Boys Tennis, Track, Golf
 - May 18th 7:00 P.M. One Act Performances
 - Alta Auditorium
 - May 18th 9:00 A.M. SPED Sports Day
 - Alta Football Stadium
 - May 23rd 7:00 P.M. Band/Orchestra Concert
 - Alta Auditorium
 - May 25th 7:00 P.M. Choir Concert
 - Alta Auditorium
 - May 29th Memorial Day: *No School*
 - May 30th 7:00 P.M. Madrigals Concert
 - Alta Auditorium
 - June 1st Senior Accountability Day
 - (Grades updated for seniors only)
 - June 2nd 6:30-10:30 P.M. Senior Dinner Dance
 - Living Planet Aquarium
 - June 5th 8:30 A.M. Graduation Rehearsal (seniors)
 - Auditorium/gym
 - June 6th 10:00 A.M. Graduation Ceremony
 - John M. Huntsman Center, University of Utah
 - June 7th Last day of school!
-

ALTA HIGH SCHOOL

ARENA SCHEDULING – Useful Tips

Alta High School uses Arena Scheduling as a way for students to schedule their own classes. The Skyward Arena Scheduling is only open for students to make changes during specific times throughout the year. **DO NOT WAIT** until the last session as classes will not be available. Those dates are as follows:

May 18th – 24th = for all grades

August (dates TBD) = for all grades

For more detailed instructions you can review the Arena Scheduling Tutorial posted on the Alta High School website <http://ahs.canyonsdistrict.org>

1. Log into Skyward – www.skyward.canyonsdistrict.org
2. Review **Graduation Requirements** (tab on the left hand side) to ensure you do not DROP classes that are required for graduation
3. Click on **Arena Scheduling** – select “2017-18”
4. Select red tab **“View/Print Schedules”**. Print your schedule to use as a reference.
5. Choose which class you want to drop or move by clicking on that class. **IF** you **DROP** a class you risk not being able to reschedule it in another period if those classes are **FULL**.
 - A dialogue box will appear to confirm you really want to delete that class
6. Close that window
7. To ADD classes you can search by either *period, subject or teacher last name*. Once you select one then press **“APPLY FILTER”**
8. Under options tab select **“ADD”**.
 - Below the **“FIT”** tab will indicate whether it will fit into your schedule or not. If it says **“YES”** you know it will be a good class to add.
9. Return to **“View/Print Schedules”** to review your schedule.
10. Repeat steps 5 through 9 until satisfied with schedule.

There will only be a FEW exceptions in which a counselor will meet with you to make changes in August.

PHYSICS TUTORING: If you need help with physics homework, come to the after-school tutoring in room 1139 from 3:00 to 4:00 with Mr. Stanford.




MATH LAB & COMPUTER LAB
After School Hours



APRIL

*CHROMEBOOKS WILL BE AVAILABLE FOR HOMEWORK USE

3 NO SCHOOL	4 NO SCHOOL	5 NO SCHOOL	6 NO SCHOOL	7 NO SCHOOL
10 THOMAS (2213)	11 KELLER (2201)	12 CLYDE (2124)	13 KENNEDY (2103)	14 NONE
17 THOMAS (2213)	18 KELLER (2201)	19 CLYDE (2124)	20 KENNEDY (2103)	21 NONE
24 THOMAS (2213)	25 KELLER (2201)	26 CLYDE (2124)	27 KENNEDY (2103)	28 NONE



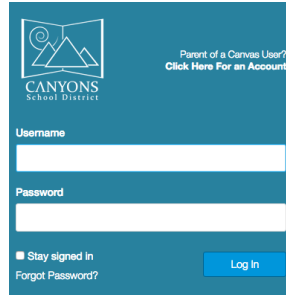
MAY/JUNE

1 THOMAS (2213)	2 KELLER (2201)	3 CLYDE (2124)	4 KENNEDY (2103)	5 NONE
8 THOMAS (2213)	9 KELLER (2201)	10 CLYDE (2124)	11 KENNEDY (2103)	12 NONE
15 THOMAS (2213)	16 KELLER (2201)	17 CLYDE (2124)	18 KENNEDY (2103)	19 NONE
22 THOMAS (2213)	23 KELLER (2201)	24 CLYDE (2124)	25 KENNEDY (2103)	26 NONE
29 NO SCHOOL	30 KELLER (2201)	31 CLYDE (2124)	1 KENNEDY (2103)	2 NONE
5 YEARBOOK DAY	6 GRADUATION	7 Check-out Day		

Observing Your Child's Progress in Canvas

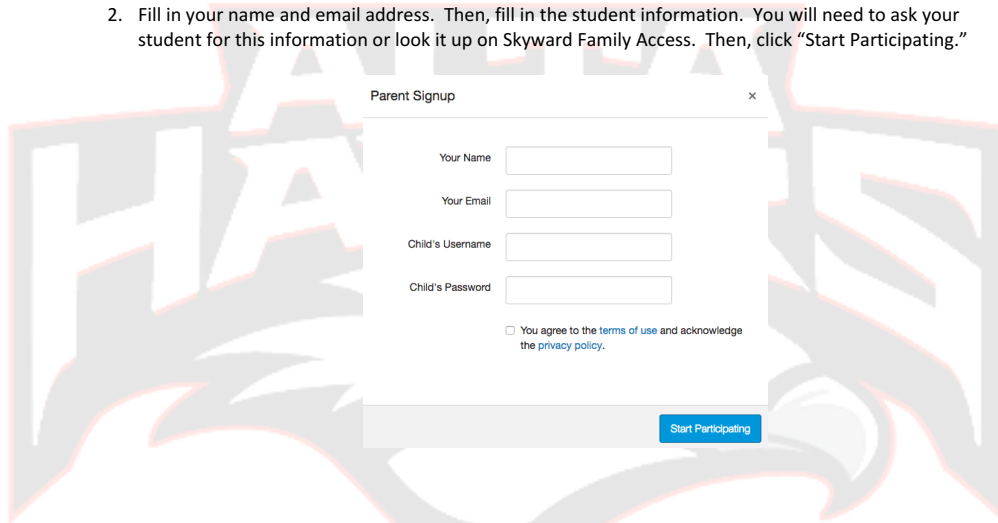
Register for a Parent Account in Canvas

1. Go to <http://canyons.instructure.com>, and click the "Parent of a Canvas User?" link.



The image shows a blue login form for Canvas. At the top left is the Canyons School District logo. To the right, it says "Parent of a Canvas User? Click Here For an Account". Below the logo are two input fields: "Username" and "Password". At the bottom left, there is a checkbox labeled "Stay signed in" and a link "Forgot Password?". At the bottom right is a blue "Log In" button.

2. Fill in your name and email address. Then, fill in the student information. You will need to ask your student for this information or look it up on Skyward Family Access. Then, click "Start Participating."



The image shows a "Parent Signup" form with a close button (X) in the top right corner. It contains four input fields: "Your Name", "Your Email", "Child's Username", and "Child's Password". Below the "Child's Password" field is a checkbox with the text "You agree to the terms of use and acknowledge the privacy policy." At the bottom right is a blue "Start Participating" button. The background features a large, stylized "HAWK" logo.

3. You will now be able to see your student's courses in Canvas when you click "Get Started," but your registration is not finished. You must check your email to set up your password and complete registration.



